

Dynasty® 400 and 800

TIG/Stick Welding
Power Source



Quick Specs



Industrial Applications

Precision fabrication
Heavy fabrication
Pipe and tube fabrication
Aerospace
Aluminum ship repair
Anodized aluminum fabrication

Processes

TIG (GTAW)
Pulsed TIG (GTAW-P)
Stick (SMAW)
Air carbon arc (CAC-A)
400: 1/4 in. maximum
800: 3/8 in. maximum

Input Power 208–575 V, 3-phase or 1-phase power

Amperage Range **400:** 3–400 A
800: 5–800 A

Rated Output **400:** 300 A at 32 V, 60% duty cycle
800: 600 A at 44 V, 60% duty cycle

Net Weight **400:** 134 lb. (61 kg)
800: 198 lb. (90 kg)



Allows for any input voltage hookup (208–575 V) with no manual linking, providing convenience in any job setting. Ideal solution for dirty or unreliable power.

Pro-Set™ eliminates the guesswork when setting weld parameters.

Blue Lightning™ high-frequency (HF) arc starter for non-contact arc initiation. Provides more consistent arc starts and greater reliability compared to traditional HF arc starters.

Lift-Arc™ provides AC or DC arc initiation without the use of high frequency.

Program memory features nine independent program memories that maintain/save your parameters.

Auto-postflow adjusts the length of postflow time based on the amperage setting, shielding your tungsten and eliminating the need to set the postflow time.



Dynasty 400 machine only

Dynasty 400 Wireless Complete



Meter calibration allows digital meters to be calibrated for certification.

Wind Tunnel Technology™ protects internal electrical components from airborne contaminants, extending the product life.

Fan-On-Demand™ power source cooling system operates only when needed, reducing noise, energy use and the amount of contaminants pulled through the machine.

Cooler Power Supply (CPS) is an integrated 120-volt dedicated-use receptacle for the Coolmate™ 3.5.

Cooler-On-Demand™ feature operates the auxiliary cooling system only when needed, reducing noise, energy use, and airborne contaminants pulled through the cooler.



Power source is warranted for three years, parts and labor.



Miller Electric Mfg. LLC
An ITW Welding Company
1635 West Spencer Street
P.O. Box 1079
Appleton, WI 54912-1079 USA

Equipment Sales US and Canada
Phone: 866-931-9730
FAX: 800-637-2315
International Phone: 920-735-4554
International FAX: 920-735-4125

MillerWelds.com
f t y i n







TIG Process Features

AC TIG

Balance control provides adjustable oxide removal — essential for creating the highest quality aluminum welds. These models provide extended ranges.

Frequency controls the width of the arc cone and can improve directional control of the arc.

AC Waveforms

-  **Advanced square** provides a fast freezing puddle, deep penetration and fast travel speeds.
-  **Soft square** for a soft buttery arc with maximum puddle control and good wetting action.
-  **Sine** for customers that like a traditional arc. Quiet with good wetting.
-  **Triangular** reduces the heat input and is good on thin aluminum. Fast travel speeds.

Independent amplitude/amperage control allows EP and EN amperages to be set independently to precisely control heat input to the work and electrode.

DC TIG

Exceptionally smooth and precise arc for welding exotic materials.

Pulse. Pulsing can increase puddle agitation, arc stability and travel speeds while reducing heat input and distortion. These models provide extended ranges.

AC/DC Stick

DIG control allows the arc characteristics to be changed for specific applications and electrodes. Lower the DIG setting for smooth running electrodes like E7018 and increase the DIG setting for stiffer, more penetrating electrodes like E6010.

Hot Start™ adaptive control provides positive arc starts without sticking.

AC frequency control adds stability for smoother welds when AC stick welding.

Stick-Stuck detects if the electrode is stuck to the part and turns the welding output off to safely and easily remove the electrode. Menu selectable.

Specifications (Subject to change without notice.)



Model	Input Power	Welding Amperage Range	Rated Output	Amps Input at Rated Load Output, 50/60 Hz						Max. Open-Circuit Voltage	Dimensions	Net Weight	
				208 V	230 V	400 V	460 V	575 V	KVA				KW
Dynasty 400	3-phase	3–400 A	250 A at 30 V, 100% duty cycle	28	26	14	13	10	10.3	9.8	75 VDC (10–15 VDC*)	H: 24.75 in. (629 mm) W: 13.75 in. (349 mm) D: 22 in. (559 mm) with TIGRunner® H: 43.125 in. (1,095 mm) W: 23.125 in. (587 mm) D: 43.75 in. (1,111 mm)	134 lb. (61 kg)
			300 A at 32 V, 60% duty cycle	36	33	19	16	13	13.1	12.5			
	1-phase	3–400 A	200 A at 27.2 V, 100% duty cycle	39	35	19	17	13	8.2	7.5			with TIGRunner® 251 lb. (114 kg)
			250 A at 29 V, 60% duty cycle	52	47	26	22	17	10.9	9.9			
Dynasty 800	3-phase	5–800 A	500 A at 40 V, 100% duty cycle	73	66	37	32	25	26	25	75 VDC (10–15 VDC*)	H: 34.5 in. (876 mm) W: 13.75 in. (349 mm) D: 22 in. (559 mm) with TIGRunner® H: 53.125 in. (1,400 mm) W: 23.125 in. (587 mm) D: 43.75 in. (1,111 mm)	198 lb. (90 kg)
			600 A at 44 V, 60% duty cycle	96	86	48	42	33	35	33			
	1-phase	5–800 A	400 A at 34 V, 100% duty cycle	98	88	48	41	32	20	19			with TIGRunner® 313 lb. (142 kg)
			500 A at 40 V, 60% duty cycle	136	122	66	56	44	28	26			

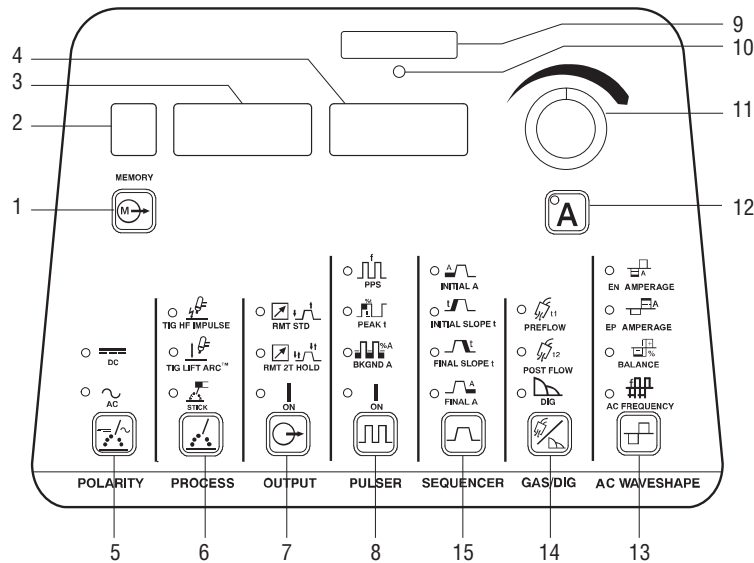
 Certified by Canadian Standards Association to both the Canadian and U.S. Standards.  All CE models conform to the applicable parts of the IEC 60974 series of standards.

*Sense voltage for low OCV stick and Lift-Arc™ TIG.

Performance Data

Model	Input Power	TIG (GTAW) Duty Cycle	Stick (SMAW) Duty Cycle	AC TIG Material Thickness Range	DC TIG Material Thickness Range	Stick Electrode Maximum Diameter	Carbon Arc Gouging (CAC-A) Maximum	Generator Requirement
Dynasty 400	3-phase	400 A, 20% 300 A, 60% 250 A, 100%	400 A, 20% 300 A, 60% 250 A, 100%	.015–5/8 in. (0.38–15.9 mm)	.012–5/8 in. (0.3–15.9 mm)	6010: 1/4 in. (6.4 mm) 7018: 1/4 in. (6.4 mm) 7024: 1/4 in. (6.4 mm)	1/4 in. (6.4 mm)	20 kVA
	1-phase	300 A, 20% 250 A, 60% 200 A, 100%	300 A, 20% 250 A, 60% 200 A, 100%					
Dynasty 800	3-phase	800 A, 20% 600 A, 60% 500 A, 100%	800 A, 20% 600 A, 60% 500 A, 100%	.020–1 in. (0.5–25.4 mm)	.020–1 in. (0.5–25.4 mm)	6010: 1/4 in. (6.4 mm) 7018: 1/4 in. (6.4 mm) 7024: 1/4 in. (6.4 mm)	3/8 in. (9.5 mm)	50 kVA
	1-phase	500 A, 60% 400 A, 100%	500 A, 60% 400 A, 100%					

Dynasty® 400 and 800 Control Panel



Control Panel Parameter Values

<p>1. Memory Switch 36 Combinations (9 AC TIG) (9 AC stick) (9 DC TIG) (9 DC stick)</p> <p>2. Memory Display</p> <p>3. Voltmeter Display</p> <p>4. Ammeter Display</p> <p>5. Polarity AC/DC</p> <p>6. Process/ Arc Starting TIG: HF impulse, Lift-Arc STICK: Adaptive Hot Start</p> <p>7. Output Control Standard remote, 2T trigger hold, Output on</p> <p>8. Pulser Control Pulses per Second* DC: 0.1–5,000 pps AC: 0.1–500 pps Peak Time* 5–95% Background Amps* 5–95%</p>	<p>9. Memory Card Port</p> <p>10. Activity Indicator</p> <p>11. Encoder Control</p> <p>12. Amperage Button</p> <p>13. AC Waveshape EN Amperage 3–400 A/5–800 A EP Amperage 3–400 A/5–800 A Balance* 50–99% EN Frequency* 20–400 Hz</p> <p>14. Gas/DIG Preflow 0.0–25.0 seconds Postflow Auto/Off–50 seconds DIG* Off–100%</p> <p>15. Sequencer Control Initial Amps 3–400 A/5–800 A Initial Time Off–25.0 seconds Initial Slope Off–50.0 seconds Weld Time Off–999 seconds Final Slope Off–50.0 seconds Final Amps 3–400 A/5–800 A Final Time Off–25.0 seconds</p>
--	---

*Pro-Set parameter selectable.

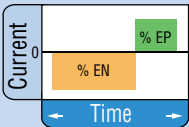
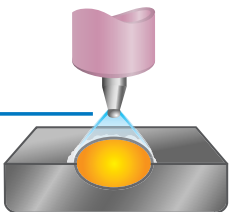
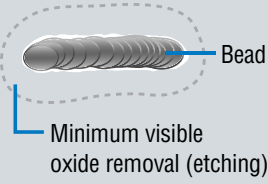
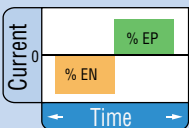
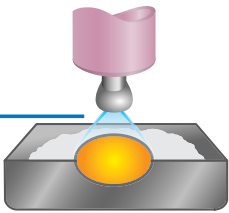
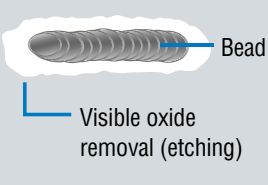
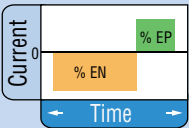
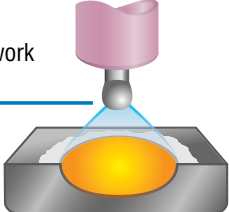
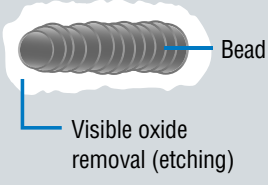
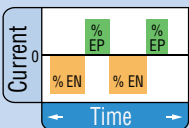
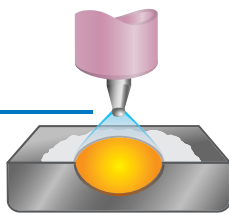
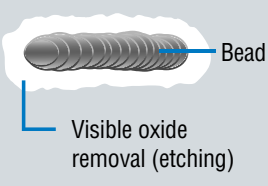
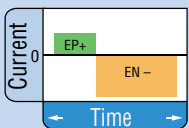
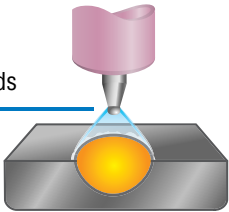
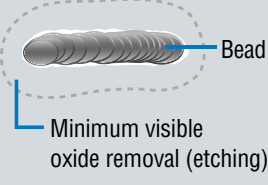
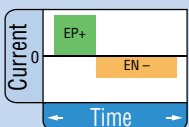
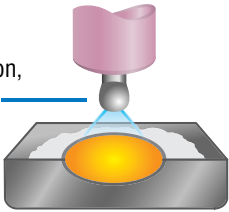
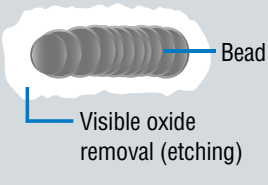
User Menu (Press Gas and Amperage buttons.)

1. Tungsten Size 400 = .020–3/16 in./GEN or 0.5–4.8 mm
800 = .040–1/4 in./GEN or 1.0–6.4 mm
2. Remote Trigger = 3T/4T/4TL/4TE/4Tm
3. Independent Amplitude = SAME/INDP
4. Wave Form = SOFT/ADVS/SINE/TRI
5. Commutation Amperage = HIGH/LOW
6. Stick Hot Start = ON/OFF

Tech Menu (Hold Gas and Amperage buttons five seconds.)

1. Arc Time 0.0–9,999 hours
0.0–59 minutes
0–999,999 cycles
Resettable
2. Error Log = Error event recorder
3. Stick Stuck = OFF/ON
4. OCV = LOW/NORM
5. Weld Timers = OFF/ON
6. Cooler Power = AUTO/ON/OFF
7. Locks = OFF/1–4
8. Meter Display
9. External Pulse Control = OFF/ON
10. Machine Reset
11. Software Number
12. Serial Number
13. Slave (with Modbus® automation expansion) Address = 1–247
Baudrate = 9600/19.2K
Parity = EVEN/ODD/NONE

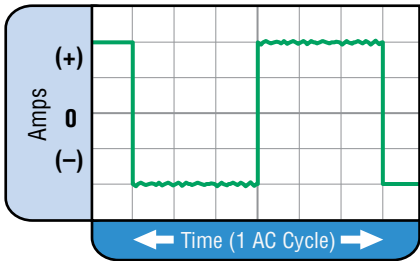
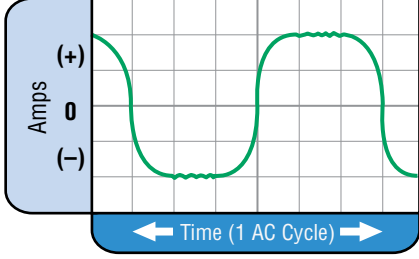
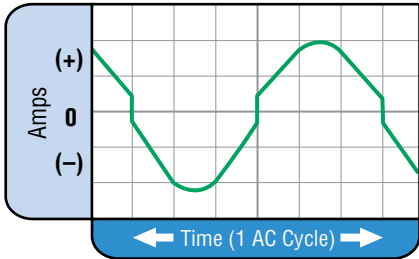
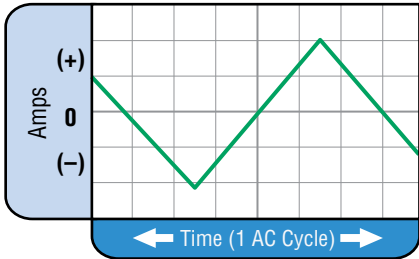
AC Waveshape Controls

Feature	Setting	Arc Effect	Weld Effect
AC Balance Control Controls arc cleaning action. Adjusting the % EN of the AC wave controls the width of the etching zone surrounding the weld. <i>Note: Set the AC Balance control for adequate arc cleaning (etching) action at the sides and in front of the weld puddle. AC Balance should be fine-tuned according to the amount of etching desired.</i>	75% EN 	Reduces balling action and helps maintain point 	 Bead Minimum visible oxide removal (etching)
	50% EN 	Increases balling action of the electrode 	 Bead Visible oxide removal (etching)
AC Frequency Control Controls the width of the arc cone. Increasing the AC Frequency provides a more focused arc and increased directional control. <i>Note: Decreasing the AC Frequency softens the arc and broadens the weld puddle for a wider weld.</i>	60 Hz 	Wider profile ideal for buildup work 	 Bead Visible oxide removal (etching)
	120 Hz 	Narrower profile for fillet welds and automated applications 	 Bead Visible oxide removal (etching)
Independent AC Amperage Control Allows the EN and EP amperage values to be set independently. Adjusts the ratio of EN to EP amperage to precisely control heat input to the work and the electrode. EN amperage controls the amount of heat directed to the work, while EP amperage dramatically affects the arc cleaning action (along with the AC Balance control). Increased EN amperage also provides deeper penetration and allows for increased travel speeds.	100A EP 200A EN 	More current in EN than EP: Faster travel speeds and deeper penetration 	 Bead Minimum visible oxide removal (etching)
	200A EP 100A EN 	More current in EP than EN: Shallow penetration, increased balling and etching 	 Bead Visible oxide removal (etching)

AC Waveshape Controls (Continued)

AC Waveform Selection

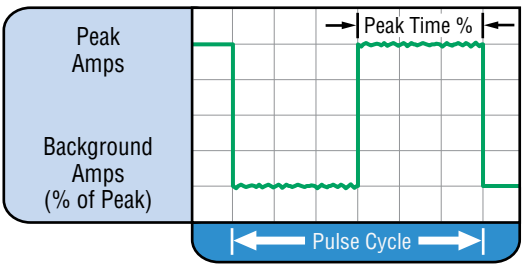
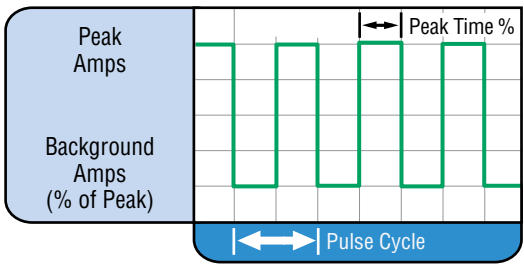
Select from four different AC waveforms to optimize the arc characteristic for your application. Choose from:

Advanced Squarewave	Soft Squarewave
 <p data-bbox="613 401 792 485">Fast transitions for responsive and dynamic arc.</p>	 <p data-bbox="1312 363 1511 552">All the benefits of advanced square, fine tuned to provide a smooth, soft arc with maximum puddle control and good wetting action.</p>
Sinewave	Triangular Wave
 <p data-bbox="613 724 821 856">Square transitions eliminate the need for continuous HF, while the sinewave peaks soften the arc.</p>	 <p data-bbox="1312 695 1533 957">Unconventional wave provides the punch of the peak amperage, while reducing overall heat input. Quick puddle formation reduces weld time—limiting heat input and reducing weld distortion, especially on thin materials.</p>

Pulsed TIG Controls

High-Speed Pulsed TIG Controls

- **Pulses per second (pps) (Hz):** DC = 0.1–5,000 pps / AC = 0.1–500 pps
- **% ON – % Peak Time:** 5–95% (Controls the amount of time during each pulse cycle at the PEAK amperage.)
- **Background Amps:** 5–95% (Sets the low-pulse amperage value as a % of the Peak Amps.)

Conventional Pulsed TIG	High-Speed Pulsed TIG
 <p data-bbox="175 1640 807 1843">Typically from 1 to 10 pps. Provides a heating and cooling effect on the weld puddle and can reduce distortion by lowering the average amperage. This heating and cooling effect also produces a distinct ripple pattern in the weld bead. The relationship between pulse frequency and travel speed determines the distance between the ripples. Slow pulsing can also be coordinated with filler metal addition and can increase overall control of the weld puddle.</p>	 <p data-bbox="867 1640 1533 1948">In excess of 40 pps, pulsed TIG becomes more audible than visible—causing increased puddle agitation for a better as-welded microstructure. Pulsing the weld current at high speeds—between a high Peak and a low Background amperage—can also constrict and focus the arc. This results in maximum arc stability, increased penetration and increased travel speeds (Common Range: 100–500 pps). The arc-sharpening effects of high-speed pulsing are expanded to new dimensions. The ability to pulse at 5,000 pps further enhances arc stability and concentration potential—which is extremely beneficial to automation where maximum travel speeds are required.</p>

Dynasty® 400 and 800 Models/Packages

Machines and Preconfigured Water-Cooled Packages

Order machine only or use a single stock number to order a complete preconfigured system.



907717 and 907719 models shown.



907717001 and 907719001 packages shown.



951876 package shown.

Machine Only		TIGRunner® Package (Machine/Cart/Cooler)		Complete Package (Machine/Cart/Cooler/Torch Kit/Remote)	
Dynasty 400	907717	Dynasty 400	907717001	Dynasty 400 with Foot Control	951000005
Dynasty 400, CE	907717002	Dynasty 400 TIGRunner comes with:		Dynasty 400 with Wireless Foot Control	951876
Dynasty 400 comes with:		<ul style="list-style-type: none"> • 8 ft. power cord (no plug) • Quick-reference guide • Coolmate™ 3.5 • Runner™ cart 		Complete package includes TIGRunner at left, plus:	
<ul style="list-style-type: none"> • 8 ft. power cord (no plug) • Two 50 mm Dinse-style connectors • Quick-reference guide 				<ul style="list-style-type: none"> • Coolant (4 one-gallon bottles) • W-375 torch kit (see below for contents) • RFCS-14 HD foot control OR wireless foot control 	
Dynasty 800	907719	Dynasty 800	907719001	Dynasty 800 with Foot Control	951000006
Dynasty 800, CE	907719002	Dynasty 800 TIGRunner comes with:		Dynasty 800 with Wireless Foot Control	951875
Dynasty 800 comes with:		<ul style="list-style-type: none"> • Two thread-lock connectors • One thread-lock water-cooled connector • Quick-reference guide • Coolmate™ 3.5 • Runner™ cart 		Complete package includes TIGRunner at left, plus:	
<ul style="list-style-type: none"> • Two thread-lock connectors • One thread-lock water-cooled connector • Quick-reference guide 				<ul style="list-style-type: none"> • Coolant (4 one-gallon bottles) • W-400 (WP-18SC) torch kit (see below for contents) • RFCS-14 HD foot control OR wireless foot control 	

Build a Water-Cooled Package

Select desired stock number for each step.



907717001 Dynasty 400 TIGRunner® shown with four bottles of 043810 Low-Conductivity Coolant.



301580 remote shown.



301268 kit shown.

Step 1 • Select Dynasty TIGRunner® and Coolant		Step 2 • Select Remote Control		Step 3 • Select Torch Kit	
Dynasty 400 TIGRunner	907717001	Wireless Foot	301580	W-250 Kit	300185
Dynasty 800 TIGRunner	907719001	RFCS-14 HD Foot	301589	W-280 Kit	300990
	&	RCC-14 E/W Fingertip	151086	W-375 Kit	301268
Low-Conductivity Coolant	043810	RCCS-14 N/S Fingertip	043688	(recommended for 400 model)	
(must be ordered in quantities of four)		RMS-14 Pushbutton	187208	W-400 (WP-18SC) Kit	300186
		RMLS-14 Momentary/Maintained	129337	(recommended for 800 model)	
		RHC-14 Hand	242211020	See page 6 for kit contents.	
		Wireless Hand	301582		
		See page 7 for remote descriptions.			

Genuine Miller® Accessories

Water-Cooled Torch Kits

W-280 Torch Kit 300990

- Weldcraft™ W-280 25-foot (7.6 m) TIG torch with Dinse-style connector
- Torch cable cover
- Work clamp with 15-foot (4.6 m) 1/0 cable and Dinse-style connector
- Flowmeter regulator
- Gas hose (regulator to machine)
- AK4GL torch accessory kit includes short back cap, nozzles, gas lenses, collets and 2% ceriated tungsten electrodes (1/16, 3/32 and 1/8 inch)

W-375 Torch Kit 301268

Recommended for Dynasty 400

- Weldcraft™ W-375 25-foot (7.6 m) TIG torch with Dinse-style connector
- Torch cable cover
- Work clamp with 15-foot (4.6 m) 1/0 cable and Dinse-style connector
- Flowmeter regulator
- Gas hose (regulator to machine)
- AK4GL torch accessory kit includes short back cap, nozzles, gas lenses, collets and 2% ceriated tungsten electrodes (1/16, 3/32 and 1/8 inch)

W-400 (WP-18SC) Torch Kit 300186

Recommended for Dynasty 800

- Weldcraft™ W-400 (WP-18SC) 25-foot (7.6 m) TIG torch with thread-lock connector
- Torch cable cover
- Work clamp with 12-foot (3.7 m) 4/0 cable with thread-lock connector
- Flowmeter regulator
- Gas hose (regulator to machine)
- AK18C torch accessory kit includes short back cap, nozzles, collets, collet bodies and 2% ceriated tungsten electrodes (3/32, 1/8 and 5/32 inch)

Genuine Miller® Accessories (Continued)



Water-Cooled TIG Torch Connector 195377
For Dynasty® and Maxstar® 400. 50 mm

Dinse-style with water return line. For use with all Weldcraft™ water-cooled torches.



Water-Cooled TIG Torch Connector 225028
For Dynasty and Maxstar 800. 50 mm thread-lock with water return line. For use with all Weldcraft™ water-cooled torches.



Runner™ Cart 300244
Designed to accommodate Dynasty or Maxstar 400 or 800 power sources and a Coolmate™ 3.5 cooler. Cart features single cylinder rack, foot pedal holder, three cable/torch holders, and two TIG electrode filler holders.



Coolmate™ 3.5 300245

Designed to integrate with the Dynasty and Maxstar 400 and 800 power sources. For use with water-cooled torches rated up to 600 amps. 3.5-gallon capacity.

Low-Conductivity TIG Coolant 043810

Must be ordered in quantities of four. One-gallon recyclable plastic bottle. Miller coolants contains a base of ethylene glycol and deionized water to protect against freezing to -37° Fahrenheit (-38°C) or boiling to 227° Fahrenheit (108°C).

Automation Interface Connection Kit 278161 Field

Provides control of power source welding parameters through a 28-pin receptacle. The 28-pin receptacle replaces the standard 14-pin receptacle and requires a PLC controller to operate the power source. Ideal for automated equipment integration.

Weld Current Sensor 300179 Field

Detects when work clamp is not connected and prevents expensive damage to disconnect devices and input power cord and wiring.



Performance TIG Gloves

263346 Small
263347 Medium
263348 Large
263349 X-Large
Completely unlined, goat grain leather with triple-padded palm.

Memory Cards

Memory Card Expansion

301151 14-pin automation expansion
Provides the ability to access common automation functions through the 14-pin connection.

301152 14-pin Modbus® expansion
Provides the ability to access basic and advanced functions through the 14-pin connection.

Memory Card (Blank) 301080

A blank, commercially available memory card used for transferring software updates and expandable features from your computer to the machine.

Free software updates and feature expansions can be downloaded at MillerWelds.com/tigsoftware.

Remote Controls and Switches



Wireless Remote Foot Control 301580

For remote current and contactor control. Receiver plugs directly into the 14-pin receptacle of Miller machine. 90-foot (27.4 m) operating range.



RFCS-14 HD Foot Control 301589

Heavy-duty foot pedal current and contactor control provides increased stability and durability from larger base and heavier cord. Includes 20-foot (6 m) cord with plug.



RCC-14 Remote Contactor and Current Control 151086

East/west rotary-motion fingertip control attaches to TIG torch using two hook-and-loop fasteners. Includes 26.5-foot (8 m) cord and 14-pin plug.



RCCS-14 Remote Contactor and Current Control 043688

North/south rotary-motion fingertip control attaches to TIG torch using two hook-and-loop fasteners. Includes 26.5-foot (8 m) cord and 14-pin plug.



RMS-14 On/Off Control 187208

Momentary-contact switch for contactor control. Rubber-covered pushbutton dome switch ideal for repetitive on-off applications. Includes 26.5-foot (8 m) cord and 14-pin plug.



RMLS-14 Switch 129337

Momentary- and maintained-contact rocker switch for contactor control. Push forward for maintained contact and backward for momentary contact. Includes 26.5-foot (8 m) cord and 14-pin plug.



RHC-14 Hand Control 242211020

Miniature hand control for remote current and contactor control. Dimensions: 4 x 4 x 3.25 inches (102 x 102 x 83 mm). Includes 20-foot (6 m) cord and 14-pin plug.



Wireless Remote Hand Control 301582

For remote current and contactor control. Receiver plugs directly into the 14-pin receptacle of Miller machine. 300-foot (91.4 m) operating range.

Extension Cables for 14-Pin Remote Controls

242208025 25 ft. (7.6 m)
242208050 50 ft. (15.2 m)
242208080 80 ft. (24.4 m)

Educational Materials

To order, please call Miller Literature at 866-931-9732 or visit MillerWelds.com/resources/tools.

Gas Tungsten Arc Welding (TIG) Publication 250833

Tungsten

Tungsten	Amp Range	2% Ceriated (AC/DC)	2% Lanthanated (AC/DC)
1/16 in. (1.6 mm)	70–150 A	WC116X7	WL2116X7
3/32 in. (2.4 mm)	140–250 A	WC332X7	WL2332X7
1/8 in. (3.2 mm)	225–400 A	WC018X7	WL2018X7
5/32 in. (4.0 mm)	300–500 A	WC532X7	WL2532X7

Ordering Information

Equipment and Options	Stock No.	Description	Qty.	Price
Dynasty® 400	907717 907717002	Auto-Line™ 208–575 V, 50/60 Hz. 8 ft. power cord Auto-Line™ 380–575 V, 50/60 Hz, CE . 8 ft. power cord		
Dynasty® 400 TIGRunner®	907717001	Auto-Line™ 208–575 V, 50/60 Hz. 8 ft. power cord. <i>Requires coolant</i>		
Dynasty® 400 Complete w/Foot	951000005	Auto-Line™ 208–575 V, 50/60 Hz. 8 ft. power cord		
Dynasty® 400 Complete w/Wireless Foot	951876	Auto-Line™ 208–575 V, 50/60 Hz. 8 ft. power cord		
Dynasty® 800	907719 907719002	Auto-Line™ 208–575 V, 50/60 Hz Auto-Line™ 380–575 V, 50/60 Hz, CE		
Dynasty® 800 TIGRunner®	907719001	Auto-Line™ 208–575 V, 50/60 Hz. <i>Requires coolant</i>		
Dynasty® 800 Complete w/Foot	951000006	Auto-Line™ 208–575 V, 50/60 Hz		
Dynasty® 800 Complete w/Wireless Foot	951875	Auto-Line™ 208–575 V, 50/60 Hz		
TIG Torches, Kits and Connectors				
Water-Cooled Torch Kits (see page 6 for contents)	300185 300990 301268 300186	W-250 (WP-20) W-280 (WP-280) W-375 (recommended for Dynasty 400) W-400 (WP-18SC) (recommended for Dynasty 800)		
Water-Cooled TIG Torch Connectors	195377 225028	Connects Weldcraft™ water-cooled torches to Dinse-style connector Connects Weldcraft™ water-cooled torches to Dynasty 800 (thread-lock connector included with 800 models)		
Weldcraft™ A-200 (WP-26) TIG Torch Tungsten	WP-26-25-R	For Dynasty 400 only. 25 ft. (7.6 m) cable. Requires 195379 connector See page 7		
Accessories				
Runner™ Cart	300244	See page 7		
Coolmate™ 3.5	300245	120 V, 50/60 Hz, CE . <i>Requires coolant</i>		
TIG Coolant (must be ordered in quantities of four)	043810	1-gallon plastic bottle. Protects against freezing to -37° Fahrenheit (-38°C) or boiling to 227° Fahrenheit (108°C)		
Automation Interface Kit	278161	Field installation required. Provides 28-pin automation connections		
Weld Current Sensor	300179	Field installation required. Detects when work clamp is not connected		
TIG Gloves		See page 7		
Memory Cards		See page 7		
Dinse-Style Connector 50 mm (1 male)	042418	Used to connect weld cable to Dinse terminal machine		
Thread-Lock Connectors (2 male)	225029	Used to connect weld cable to Dynasty 800 or Maxstar 800		
Dinse-Style Connector 50 mm (1 male, 1 female)	042419	Used to extend weld cables		
Dinse/Tweco® Adapter	042465	Male Dinse to female Tweco		
Dinse/Cam-Lok Adapter	042466	Male Dinse to female Cam-Lok		
Remote Controls				
Wireless Remote Foot Control	301580	Foot control with wireless 90 ft. (27.4 m) operating range		
RFCS-14 HD	301589	Heavy-duty foot control		
RCC-14	151086	East/west fingertip control		
RCCS-14	043688	North/south fingertip control		
RMS-14	187208	Momentary rubber dome switch		
RMLS-14	129337	Momentary/maintained rocker switch		
RHC-14	242211020	Hand control		
Wireless Remote Hand Control	301582	Hand control with wireless 300 ft. (91.4 m) operating rang		
Extension Cables		See page 7		
Educational Materials				
		See page 7		

Date:

Total Quoted Price:

Distributed by:

